



Window Intercom

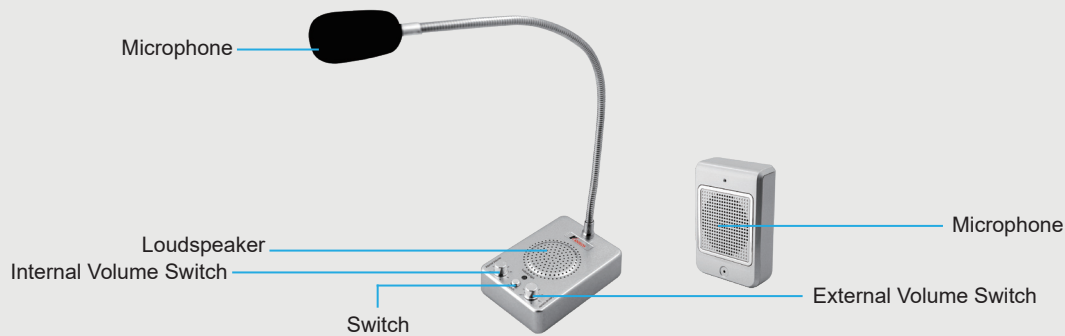
Model Number:KNDJ-3



Description

- Streamlined external extension, square design, compact size. The internal and external connection uses a four-core high-strength tensile resistance, fully shielded aluminum foil wire, anti-interference, good sound effect.
- The master adopts aluminum alloy shell, high-quality speakers, and comes with an extra-long metal hose microphone rod, which is more convenient for free two-way intercom with the slave.
- The master and slave volume can be adjusted separately, with a unique dynamic channel working indicator light. Mute function, the sound of the master and slave can be turned on and off independently.
- Microcomputer processing, squelch function, and completely solve the echo and howling problems.
- There is a recording jack, which can output internal and external dual-channel mixed sound signals, which can be configured with monitoring.
- There is an internal microphone jack, which can be connected to an external microphone.
- The connector between the slave unit and the master unit uses a 3.5mm audio cable, which is effective and reliable.
- Can be used in those places such as bank, post offices, railway stations, insurance companies, hospitals and other places.

Product Parameters



Installation

1. Install the master unit in the workshop (inside the workplace), and the slave unit outside the workshop (outside the workplace), and insert the slave unit's connecting plug into the master unit's "Ext" jack.
2. Insert the transformer AC plug into the 100V-240V electric power, and insert DC12V plug into the master unit's "Power" jack.
3. Press the master unit's power "Switch", and the power indicator light will light up, indicating that the power supply is working properly. When the staff speaks to the master unit, the sound is amplified by the slave unit outside, and when the customer speaks to the slave unit, the sound is amplified by the master unit inside, indicating that the two-way intercom is working properly.
4. The inside and outside volume knob can separately adjust the volume, and a certain channel can be reduced or increased according to actual needs.
5. The "Rec" and "Mic" of the master unit can be used to realize the recording and external microphone functions.

Specification

Model No	KNDJ-3
Adapter input voltage	100~240V
Operating voltage	DC12V
Master size	116*79*27mm
Master speaker power	4W (MAX)
Master material	aluminum alloy + metal stem
microphone sensitivity	-46dB±2dB
Speaker sensitivity	88dB±3dB
Master microphone rod length	50cm
Master net weight	about 0.35kg
Slave size	116*85*33mm
Slave interface	3.5mm
Slave interface function	recording interface, microphone interface
Slave speaker power	10W
Slave material	plastics

Picture



Master unit




Slave unit



3.5mm audio cable DC12V adapter



This part is pluggable, convenient for construction, can be wired first and then installed the product, also convenient to replace new products in the future without changing the wires.



3.5mm audio cable

Size display

Unit: mm



Web: www.koontech.com

Email: marketing@koontech.com

Tel: (HK Office) +852 9068 2799 / (Shenzhen Office) +86 755 2744 8753

Shenzhen Office: 1001 Block A Building T3, Yifang Center, Bao'an, Shenzhen, Guangdong, China

HK Office: Unit C, 2/F, Ka To Factory Building, 2 Cheung Yue Street, Cheung Sha Wan, Kowloon, Hong Kong

Factory: KNTECH Building, Phoenix Mountain, Limhai Zone, Shajiao Community, Humen, Dongguan, China